

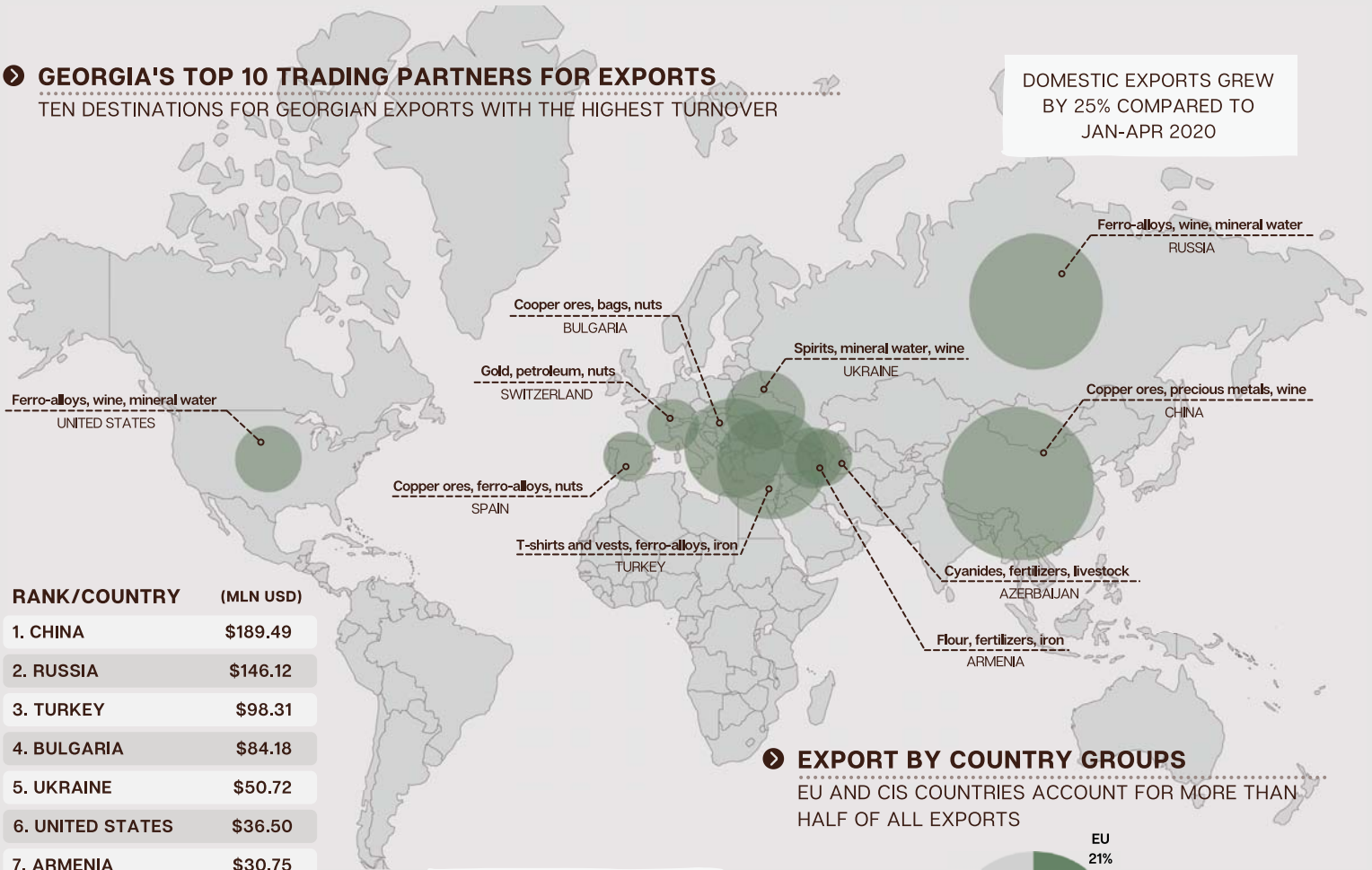
# GEORGIA'S EXTERNAL TRADE

## DOMESTIC EXPORTS\*

### ▶ GEORGIA'S TOP 10 TRADING PARTNERS FOR EXPORTS

TEN DESTINATIONS FOR GEORGIAN EXPORTS WITH THE HIGHEST TURNOVER

DOMESTIC EXPORTS GREW BY 25% COMPARED TO JAN-APR 2020



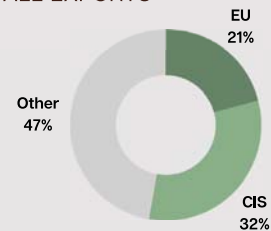
RANK/COUNTRY (MLN USD)

1. CHINA	\$189.49
2. RUSSIA	\$146.12
3. TURKEY	\$98.31
4. BULGARIA	\$84.18
5. UKRAINE	\$50.72
6. UNITED STATES	\$36.50
7. ARMENIA	\$30.75
8. AZERBAIJAN	\$26.38
9. SWITZERLAND	\$21.02
10. SPAIN	\$20.10

THESE COUNTRIES ACCOUNT FOR 80% OF GEORGIA'S TOTAL DOMESTIC EXPORTS

### ▶ EXPORT BY COUNTRY GROUPS

EU AND CIS COUNTRIES ACCOUNT FOR MORE THAN HALF OF ALL EXPORTS



### ▶ EXPORTED COMMODITIES

EXPORTS RANKING BY COMMODITY POSITIONS

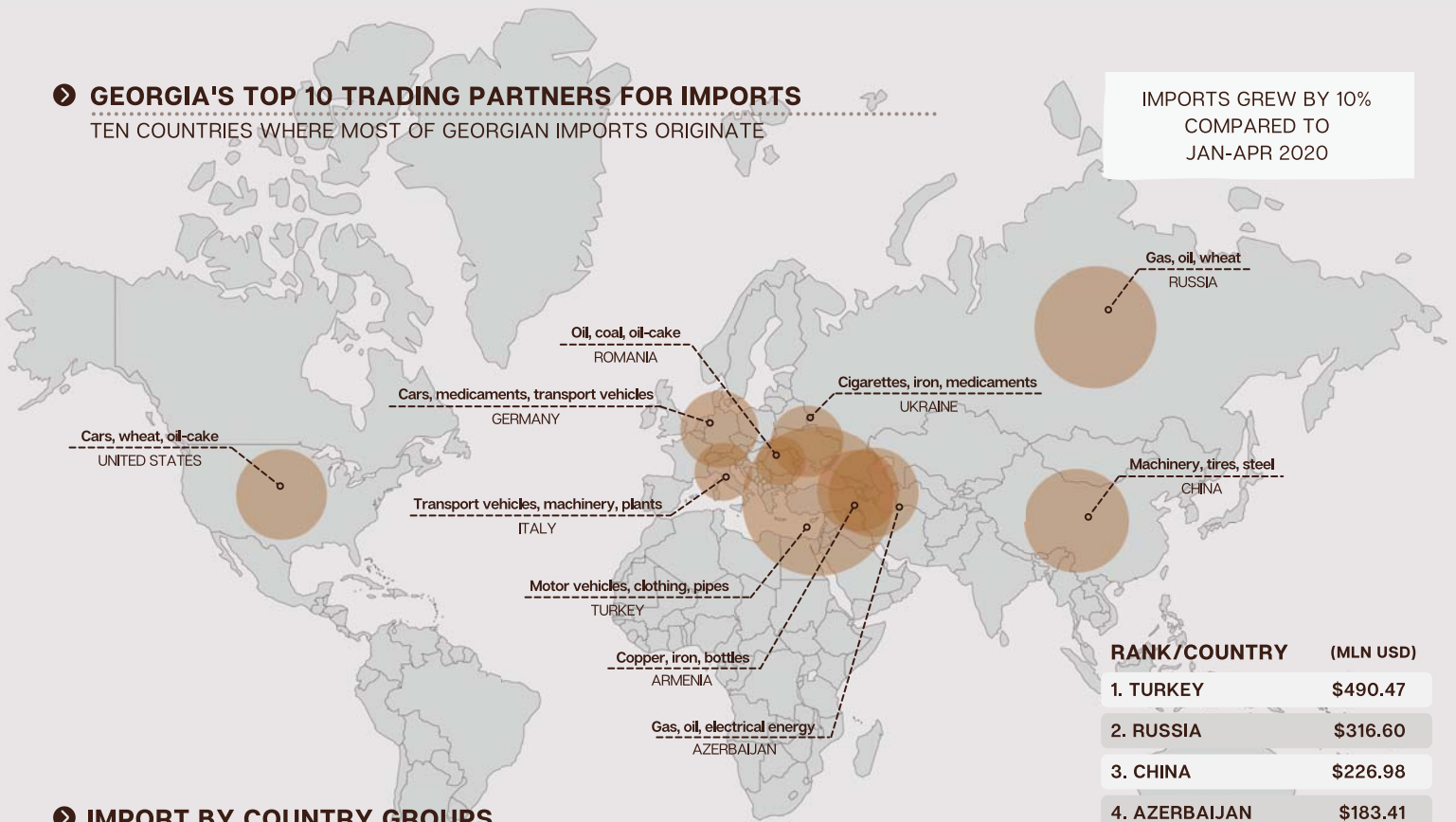


\*DOMESTIC EXPORTS INCLUDE LOCALLY PRODUCED GOODS AND IMPORTED ITEMS WITH A SIGNIFICANTLY CHANGED OR INCREASED VALUE

## IMPORTS

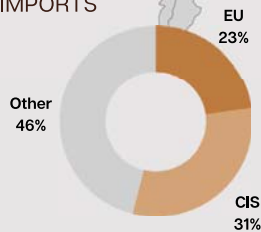
### ▶ GEORGIA'S TOP 10 TRADING PARTNERS FOR IMPORTS

TEN COUNTRIES WHERE MOST OF GEORGIAN IMPORTS ORIGINATE



### ▶ IMPORT BY COUNTRY GROUPS

EU AND CIS COUNTRIES ACCOUNT FOR MORE THAN HALF OF ALL IMPORTS



THESE COUNTRIES ACCOUNT FOR 70% OF GEORGIA'S TOTAL IMPORTS

RANK/COUNTRY	(MLN USD)
1. TURKEY	\$490.47
2. RUSSIA	\$316.60
3. CHINA	\$226.98
4. AZERBAIJAN	\$183.41
5. UNITED STATES	\$183.13
6. ARMENIA	\$148.80
7. GERMANY	\$134.73
8. UKRAINE	\$121.33
9. ITALY	\$72.87
10. ROMANIA	\$51.52

### ▶ IMPORTED COMMODITIES

IMPORTS RANKING BY COMMODITY POSITIONS

